

Meeter Workbay

Available at
pCon
PLANNER

Workstation

Design: Argo Tamm

The calm walls of the Meeter Workbay can contain the most important of conversations, or welcome the individual in for some deep focused work. We've all found the need for quiet and calm in the middle of a busy workplace. That's why we're helping you create the perfect Concentration Zone.

Meeter Workbay's minimalist design makes it an easy addition to any open-plan office, letting you create the private spaces you need.



Collaboration Zone



Concentration Zone

Divide your space organically

Give the option of focus and seclusion

Cut down on background noise

Hold your own private meeting

PRODUCT INFORMATION

Versions

Available in 3 different sizes

Legs

Available with regular legs and plinth

Accessories

Additional tables to add functionality to the seating area

Electrical outlet

Integrated electrical outlet

Warranty

5 years

Sustainability

Embraces the principles of circular design

Test & Certification

- L1 European Standard strength, durability and safety certificate
- EU Ecolabel Certified



STANDARD MATERIALS

Frame

Solid wood and plywood

Seat & backrest

Durable HR foam; fire retardant HR foam on request

Wall fastenings

Powder-coated metal

Legs

Solid oak / Powder-coated metal

Plinth: Veneer / Melamine / High-pressure laminate

Tables

Matt high-pressure laminate top with powder-coated metal legs

Fabric upholstery

The cover material is not removable

Choose any fabric from **Intuit Standard Fabric Collection**

Additional information

As part of after-sales service we offer the change of cover fabric and all other components if needed

Finnish Transport Infrastructure Agency in Helsinki, Finland. Photo: Hannakaisa Pekkala



LEGS



Solid oak legs, stained and varnished; anti-slip soles







Powder-coated metal; anti-slip soles. Available in U-shape and straight legs



Plinth
Additional cost will apply

Solid oak




Whitened	
Natural	
Wenge	
Black	

Other finishing options available on request.

Powder-coated metal

Jet Black RAL 9005	
--------------------	---





Plinth

Natural oak veneer	
Black melamine	
Black high-pressure laminate	

TABLES





Aide tabletop

High-pressure laminate

Alpine White Egger W1100 PM	
Soft Black Egger U999 PM	
Stone Green Egger U665 PM	
Garnet Red Egger U399 PM	

Aide table legs

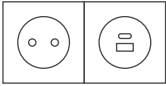
Powder-coated metal

Signal White RAL 9003	
Jet Black RAL 9005	
Tarpaulin Grey RAL 7010	
Black Red RAL 3007	

Other finishing options available on request.



ELECTRICAL OUTLET



220V + USB A & C

Berker Integro Flow
Color: Anthracite Matt

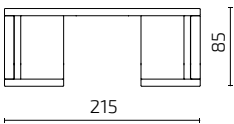
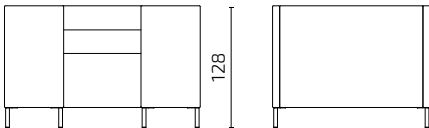
Available options DK, EU, FR, UK

Other electrical outlet combinations available on request.

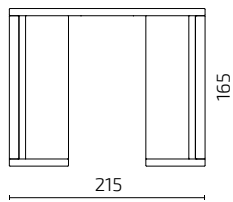
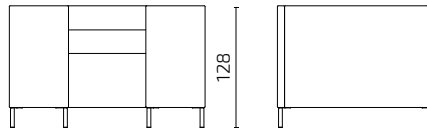
DIMENSIONS

Workbay

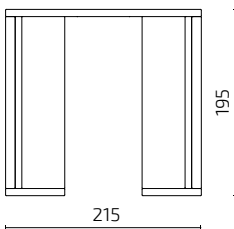
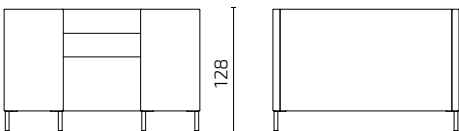
Seat height: 46 cm



S108-WS1H3



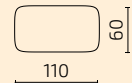
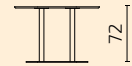
S108-WS2H3



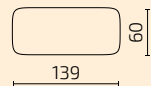
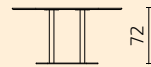
S108-WS3H3

All dimensions provided in centimetres.

Tables



S128-T1M
AIDE table



S128-T3M
AIDE table

